

WELDING | GRINDING | THERMAL CUTTING

OVERVIEW

CORAL AIRCOMPACT TC horizontal cartridge filter is designed to free your workplace from a wide range of air pollutants. It doesn't need installation and it's ready to go with a flip of a switch.

The cartridge filter inlet consists of a pre-filter chamber, which prevents the incandescent particles from reaching the filtering elements, avoiding fire hazards.

CORAL AIRCOMPACT TC is the ideal solution for the extraction of dust and fumes generated by laser, plasma or oxygen cutting, welding and grinding, as well as fine and light dust.

- "Plug & Play" solution, fitted with control panel, economizer and fan
- Horizontal cartridges for better cleaning and easy maintenance
- Pneumatic cleaning system controlled by differential pressure switch
- Pressure regulator
- Metallic pre-separator to collect glowing particles and coarse particulates
- High filtering surface, yet compact and easy to move

WORKING PRINCIPLE

The contaminated air enters the lower section of the filter, into the pre-separation chamber, equipped with a metal-mesh pre-filter. Due to the design of the unit, the air velocity reduces abruptly, allowing the larger solids to fall into the collecting hopper.

The dust and fumes then flow through the cartridges, where the finer or lighter solids are collected on the outside. Clean air is discharge.

REVERSE PULSE CLEANING

A compressed air jet, stored in a special tank, is injected cyclically in the cartridges, creating a shock wave that forces the particles deposited on the external part of the cartridges to fall into the collection bin. The pulse-jet self-cleaning system is electronically controlled and is constantly monitoring the difference in pressure between the clean and dirty side of the filter.

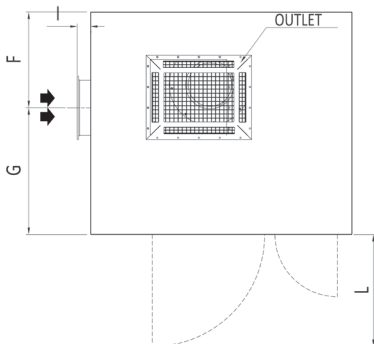
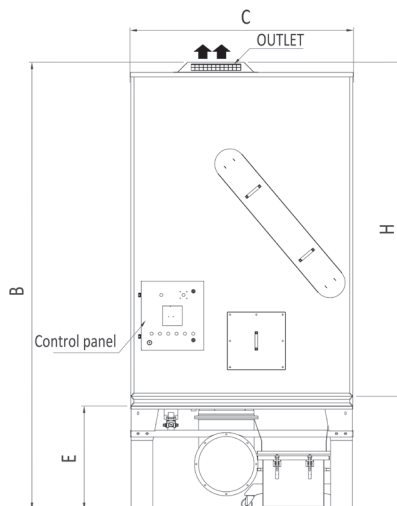
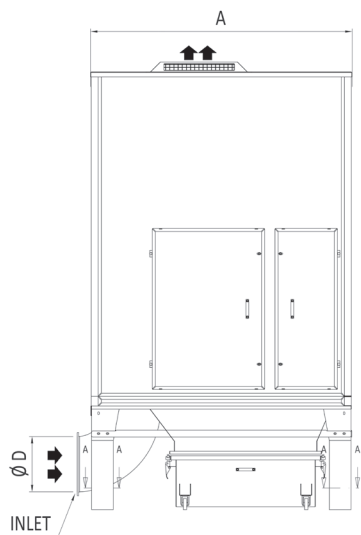
AIRCOMPACT TC

Horizontal Cartridge Filter for plasma, laser and oxy fuel cut

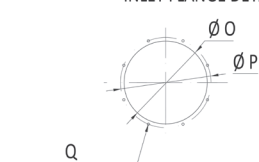


TECHNICAL FEATURES

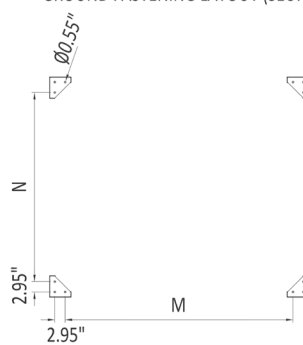
OPERATING PRINCIPLE



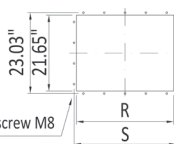
INLET FLANGE DETAIL



GROUND FASTENING LAYOUT (SECTION A-A)



OUTLET FLANGE DETAIL



Nr.16 connections to screw M8

DIMENSIONS

	A	B	C	D	E	F	G	H	I	L	M	N	O	P	Q	R	S
		inches	inches	Ø inches	inches	inches	inches	inches	inches	inches	inches	inches	Ø inches	Ø inches	Nr. flange holes M8	inches	inches
AIRCOMPACT TC 1X2	39.92"	89.61"	63.62"	5.91"	25.59"	25.51"	38.11"	73.86"	2.83"	21.26"	53.90"	30.20"	5.91"	7.16"	4	21.65"	23.03"
AIRCOMPACT TC 1X3	39.92"	108.31"	63.62"	7.87"	25.59"	26.50"	37.13"	92.56"	1.85"	21.26"	53.90"	30.20"	7.87"	9.17"	6	21.65"	23.03"
AIRCOMPACT TC 2X2	51.53"	89.61"	63.42"	9.84"	25.59"	27.28"	36.14"	73.86"	3.78"	35.43"	53.90"	42.00"	9.84"	11.06"	6	21.65"	23.03"
AIRCOMPACT TC 2X3	55.47"	112.91"	63.42"	11.81"	25.59"	27.32"	36.10"	94.29"	3.78"	31.89"	53.90"	45.94"	11.81"	13.11"	6	21.65"	23.03"
AIRCOMPACT TC 2X4	55.47"	137.52"	63.42"	13.78"	25.59"	28.38"	35.04"	121.77"	5.75"	31.89"	53.90"	45.94"	13.78"	15"	8 holes Ø 0.39"	27.56"	28.94"
AIRCOMPACT TC 3X3	74.25"	127.09"	63.42"	15.75"	29.53"	27.28"	36.14"	95.20"	3.78"	31.89"	64.64"	53.90"	15.75"	17.05"	8 holes Ø 0.39"	27.56"	28.94"
AIRCOMPACT TC 3X4	74.25"	145.39"	63.42"	16.53"	29.53"	27.28"	36.14"	111.93"	3.78"	31.89"	64.64"	53.90"	16.53"	17.83"	8 holes Ø 0.39"	27.56"	28.94"

TECHNICAL CHART

Air flow	Static pressure	Fan power	N° filtering elements	Filtering surface	Filtration efficiency	Type of cleaning	Valves	Compressed air feeding	Weight
CFM	inH ₂ O	HP	N°	sq.ft	0.5-micron dust particles		N° x Ø	psi	lb
AIRCOMPACT TC 1x2	970/1470	12.8/9.5	5.5	452	99.9%	Pulse-jet	2x1"	65	1356
AIRCOMPACT TC 1x3	1470/2205	12.6/10.3	5.5	678	99.9%	Pulse-jet	3x1"		1686
AIRCOMPACT TC 2x2	1940/2940	12.5/9.6	7.5	904	99.9%	Pulse-jet	4x1"		1741
AIRCOMPACT TC 2x3	2940/4410	12.5/10.4	10	1356	99.9%	Pulse-jet	6x1"		2085
AIRCOMPACT TC 2x4	3882/5882	13.8/9.9	15	1808	99.9%	Pulse-jet	8x1"		2645
AIRCOMPACT TC 3x3	4411/6617	13.2/9.1	15	2023	99.9%	Pulse-jet	9x1"		2645
AIRCOMPACT TC 3x4	5882/8823	14.2/8.7	20	2712	99.9%	Pulse-jet	12x1"		3637